


NO.3 Developing interdisciplinary syllabus






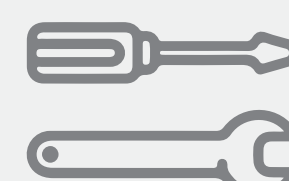
A /name _____

B /name _____

Course theme + Domain A + Domain B = Workshop Title

Pre-course	Day One	Pre-course	Day Two
Assignments <div style="border: 1px solid black; height: 150px; width: 100%;"></div>	Morning <div style="border: 1px solid black; height: 40px; width: 100%;"></div> <div style="border: 1px solid black; height: 40px; width: 100%;"></div> Afternoon <div style="border: 1px solid black; height: 40px; width: 100%;"></div> <div style="border: 1px solid black; height: 40px; width: 100%;"></div>	Assignments <div style="border: 1px solid black; height: 150px; width: 100%;"></div>	Morning <div style="border: 1px solid black; height: 40px; width: 100%;"></div> <div style="border: 1px solid black; height: 40px; width: 100%;"></div> Afternoon <div style="border: 1px solid black; height: 40px; width: 100%;"></div> <div style="border: 1px solid black; height: 40px; width: 100%;"></div>

Reminder: Please first fill in the teaching plan by hand. If you are unsure how to complete it, refer to the teaching examples as a guide.

- A. Observational Experience

- B. Lecture-based Instruction

- C. Student Discussion

- D. Learning by Doing




教育部跨領域教師發展暨人才培育計畫



歡迎使用，請註明出處 design-thinking.tw
 以創用CC 姓名標示-非商業性 相同方式分享 3.0 台灣 授權條款釋出